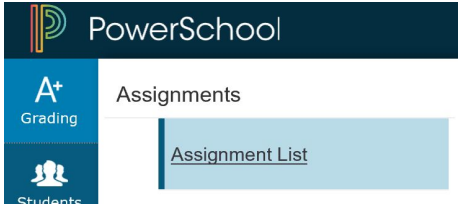


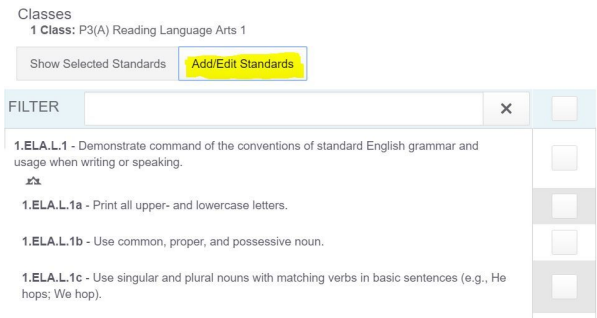
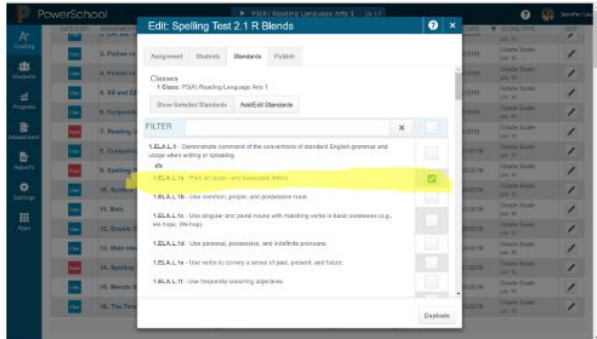
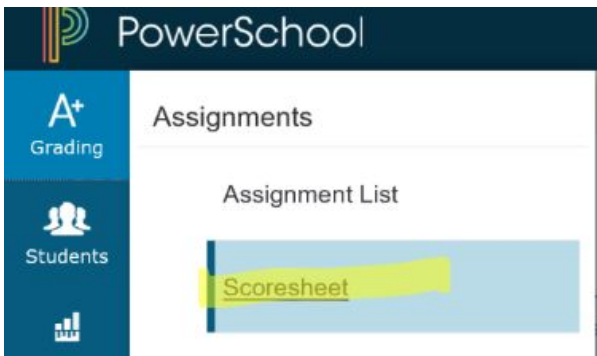
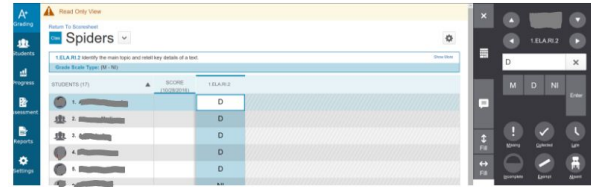



Correcting Parent Standard Errors in Gradebook

<p>Choose the subject and click Assignment List</p>	
<p>Edit the assignment in question by clicking the EDIT pencil.</p>	
<p>When the assignment window opens click the Standards Tab.</p>	
<p>Click the "Add/Edit Standards" tab.</p>	
<p>Add the sub standard by putting a check to the right of it and click Save.</p> <p>Click the X to close that window.</p>	
<p>Click the Grading Charm and select Scoresheet.</p> <p>Double click on the assignment just changed to reveal the associated standards.</p>	

Enter 'scores' for the new sub standard that was added.



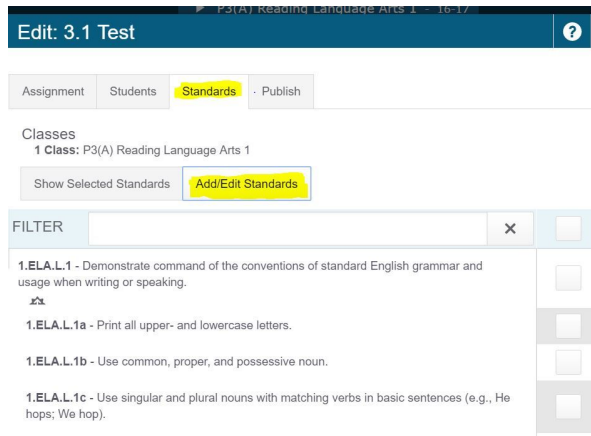
Click the Grading Charm again. Select **assignment list** and click the edit pencil for the changed assignment.



Click on the **Standards** tab.

Click on the **Add/Edit Standards** tab and **uncheck** the parent standard from the assignment to delete it. Save.

(VERY IMPORTANT you must remove the parent standard from the ADD/EDIT STANDARDS SECTION. If the gradebook does not caution you about removing scores, then you are most likely not removing the parent standard from the assignment.)



When the warning pops up, select Delete and Remove Scores.